



Genietech, Inc. has been devoted to Autofocus camera technology, Intelligent embedded solution and Smart microscope products, which are all being designed and manufactured in Korea, in a variety of application segments SINCE 2010.

Innovation Beyond Your Imagination  
**SMART G-SCOPE™**



**GENIETECH, Inc.**

Power House for Special Camera Solutions & Microscopy Electronics

- Unit 510, Daeryung Post Tower VII, 48, Digital-ro 33gil, Guro-gu, Seoul, 08377, Korea
- Tel. (82) 02. 857. 8890 / Fax (82) 02. 868. 8892
- [www.genie-tech.co.kr](http://www.genie-tech.co.kr) / [www.g-scope.net](http://www.g-scope.net)





# WHO WE ARE MOST POWERFUL SOLUTION PROVIDER



# WHO WE DO PRODUCT LINE-UP & BUSINESS DOMAINS

GENIETECH Products contain a wide variety ranging from single components and multi modular units - such as autofocus(AF) liquid lenses, AF liquid lens modules, AF microscope zoom modules, AF camera embedded kits and X18 near-field optical zoom camera - to handheld AF digital microscope and other complete system solutions built with various controller options for industrial and medical use with application in such areas as automotive, education, security & access control, machinery, home automation, beauty, healthcare, medical segment and so on.

The company's in-house developed products match various technical requirements with wonderful benefits and extra features for every business domain on entry-level, mid-range and high-end applications at a globally competitive price.



With the most powerful driving force of digital innovation in a wide range of device industry, our primary mission is to realize a high uptake of cutting edge technologies for special camera embedded systems and intelligent device solutions. With the continued expansion of the business we are making a big headway for successful sustainable collaboration throughout the entire supply chain as well as solid customer base.



GENIETECH is a Korea-based powerful design house and manufacturer which has long years of experience in developing innovative solutions beyond the typical industrial cameras and digital camera microscopy. All digital GENIETECH products are being created by the company's in-house technology assets that cover liquid lens, variable-focus lens modularity, optical zoom, ISP, DSP, AP, all related hardware and software.



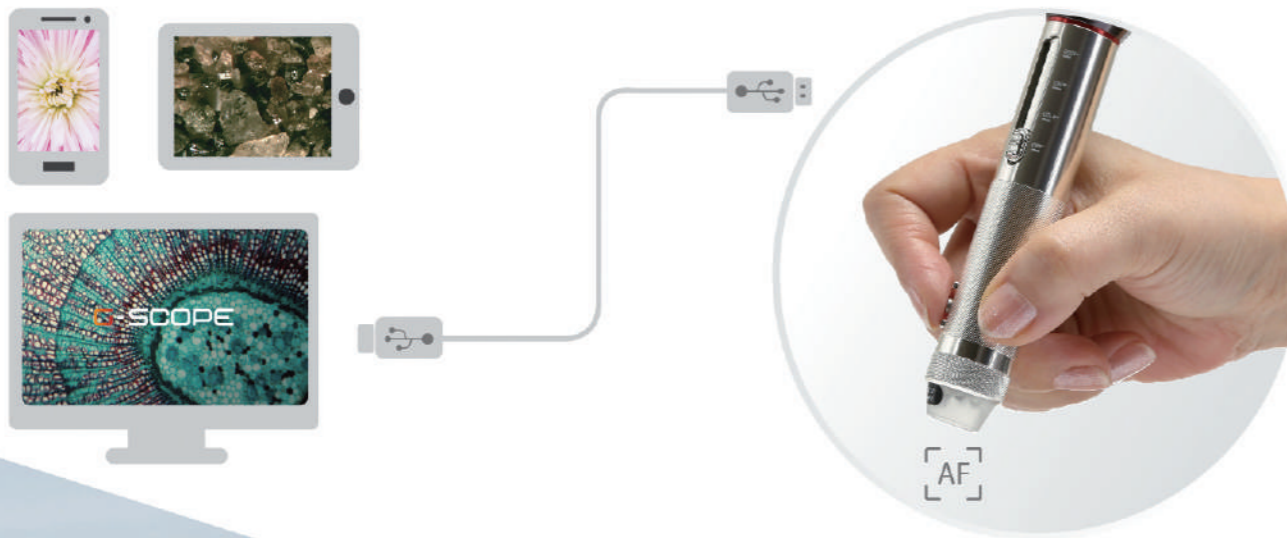
Truly being designed and produced in Korea, GENIETECH always makes a strenuous effort to deliver the highest quality solutions, to enable our customers to engage in new market segments and thus to obtain further added values in full satisfaction. We will move forward in evolving our history and career constantly with partners and distributors covering healthcare, beauty, medical and Industry-class business domains all over the world.

Smart G-Scope G1~G7	All in one Package	Attachable End caps
Handheld Digital Microscope	Research & Education Package	Healthcare & Medical
G1(Dual Color) / G2(Red Wine) / G3(White Gray) / G4(Sky Blue) / G5(Khaki) / G6(Silver) / G7(Gold Sky)	10.1" Tablet & Stand Education & School Research & Development	Otoscope(Human & Pets) Dental Scope Iris Scope



## HANDHELD AUTOFOCUS DIGITAL MICROSCOPE

SMART G-SCOPE is really unique, innovative, unbeatable and not allowed to imitate. G-Scope is the first outset of digital microscopy device that adopts autofocus liquid lens technology for the first time in the world. It helps users easily get a wider range of magnification for between x10 to x250 without using focus wheel control but instead by a dynamic slider, that supports the four steps of magnification phase: X40, X100, X180 and X250. Truly it works in a hybrid mode, combining optical and digital microscopy performance. In addition, it features the specialty of fast auto focus at less 50 ms(0.5 sec ~ 1 sec). Unlike other typical digital microscopes having conventional technique of setting crossed polarized illumination to get the precise control of focus. G-Scope makes it by its own way of digital polarizing software based on in-house ISP(Image Signal Processing) technology.



### • General specifications

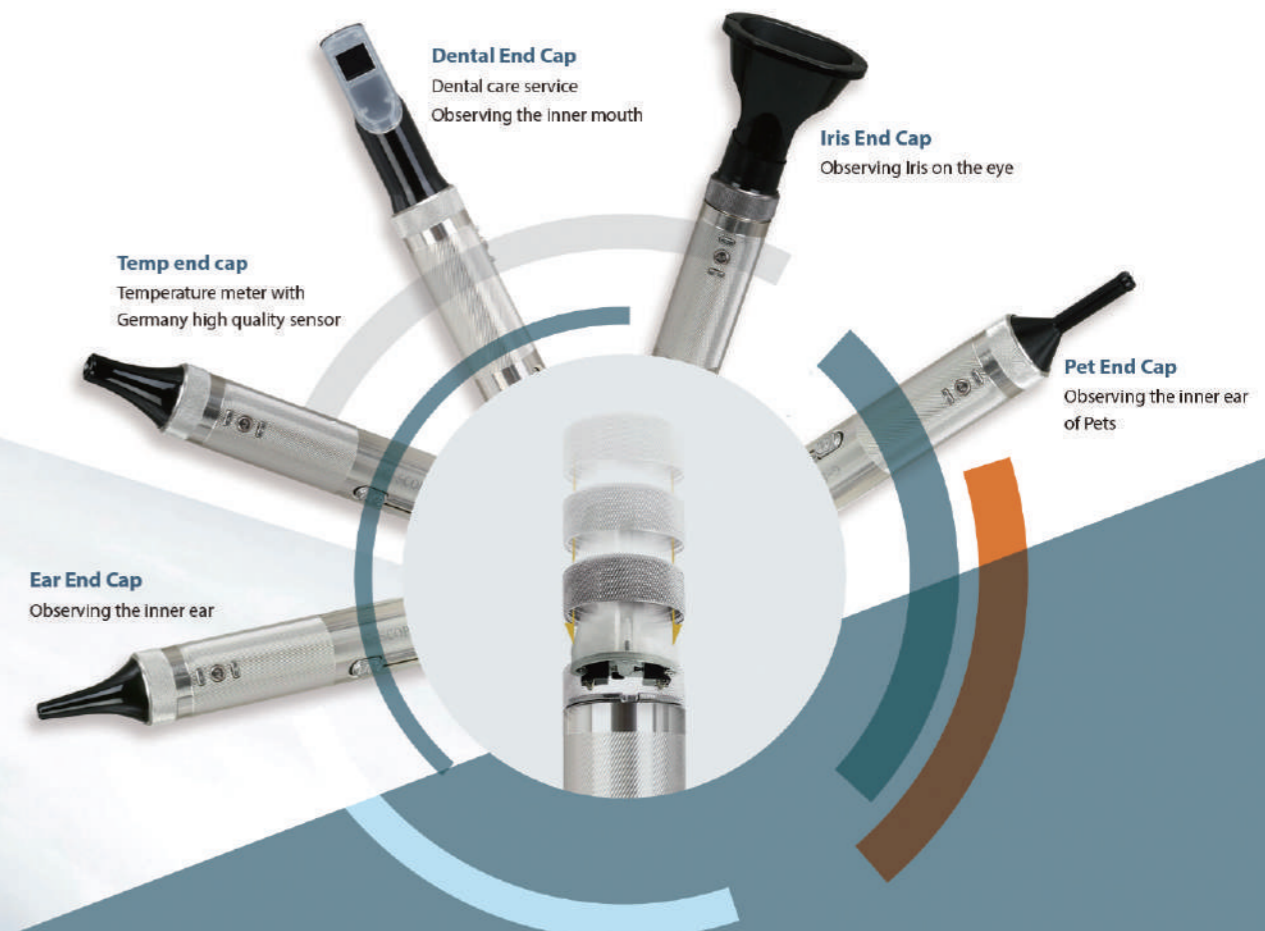
Model	SMART G-Scope G1 ~ G7
Magnify	10 ~ 250 magnification
Sensor	3.5M Pixel CMOS
Auto Focus	Fast Auto Focus (Trigger)
Working Distance	Contact ~ Infinity by Mode Change
OLED	Display Magnify Mode & Temp.
Lighting	White LED with On/Off Control
Movie Recording	30fps, AVI(1920x1080, 1280x720, 720x480, 640x480)
Image Capture	JPG(1920x1080, 1280x720, 720x480, 640x480)
Calculation	Yes (Length, Circle, Area, Angle, etc.)
Attachable End Cap (optional)	Polarity filter End Cap, 3Pi Corner, Telephoto Endoscopes for Iris, Ear and Dental
Remote Control	Infrared Remote Controller
Exposure	Auto Exposure
Color Control	Auto White Balance
Image Processing	Emboss, Sketch, Grayscale, Opposite Negative, etc.
Interface	USB 2.0 High Speed
O/S	Win XP, Win7, Win8, Mac OS, Linux, Android
Stand	Optional

## BEAUTY & HEALTHCARE MICROSCOPE

The increasing demand for handheld digital microscope devices in the sector of beauty, skin-care, wellness, healthcare and medical diagnosis is projected to boost the growth of this segment over the next decade. Customer interaction and experience through the use of digital microscope as a diagnostic tool and digital apps have continued to give rise to a large variety of applications in healthcare and medical segment.

GENIETECH's G-SCOPE HEALTHCARE Series, unlike other portable microscope devices, matches various technical requirements with wonderful benefits and extra features for every application domain on skin-care, scalp, E.N.T (Ear, Nose and Throat), Iris and dental sector. G-SCOPE HEALTHCARE offers optional versatile End Caps, which are interchangeable, best optimized for Dermatoscope, Scalpscope, Dentiscope, Iriscope, Otoscope and Thermometer.

Most unbeatable features include unique design and different LED-lighting performance that are independently designed as each particular purpose of end cap.





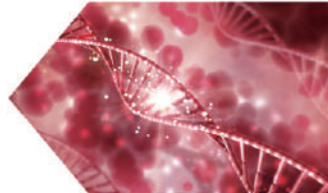

## INSPECTION MICROSCOPE SERIES

SMART G-SCOPE can be used in a large number of applications, ranging from simple inspection or observation of a sample, to documentation, and even enhanced applications where accurate measurements are necessary, ideally for quality control and quality assurance activity in virtually every field of industry: PCB, SMT assembly, Components, Ingredients, Machinery, Metal, Engines, Textile, Jewels, and much more.



### 3pi End Cap

Industry-centric solution for the inspection of every corner and hidden areas invisible to the naked eye. It perfectly helps inspectors to solve unknown problems throughout the 3pi end cap microscopy.



### H100 Stand

Features with a vertical column supporting microscope holder (adjustable by a focusing ring) which can be racked up a substantial proportion. The base adjustable as well. It is best suited for high precision microscopy.



### A100 Extension stand kit

Offering fine focus and convenience when using G-Scope connected with android tablets



### D100 Stand


Designed for smart connectivity with android phones, a stylish curved flex-arm stand helps G-Scope to be positioned at awkward angles. Particularly optimized when using the microscope at high magnification and limited working distance.



INDUSTRY



EDUCATION



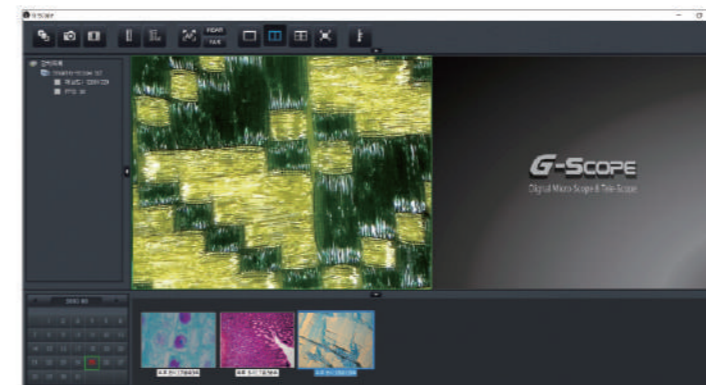
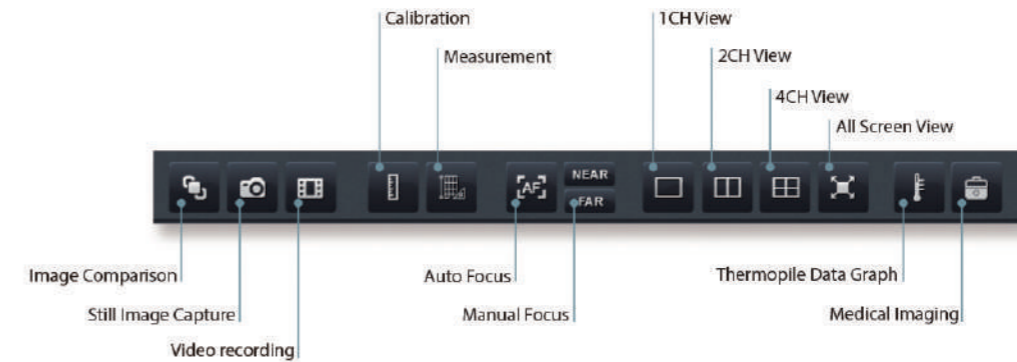
RESEARCH



## G-SCOPE SOFTWARE SUITE

SMART G-SCOPE supports GENIETECH in-house programmed S/W suite, which are fully compatible with a variety of PC operating systems: Window XP, 7, 8, 10, Mac & Android. Users get our software free online and email support is available.

### • PC Viewer Program



### • PC SOFTWARE FEATURES

- Capturing photos, Saving pictures in different formats
- Video recording
- Image comparison works
- Calibration control
- Measurement options
- Adding/editing notes
- AUTO FOCUS & Manual Focus Control options
- Medical imaging control
- 1 PC app can connect 4 units of G-Scope altogether and support at the same time.

### • Android App

